



Chartpack

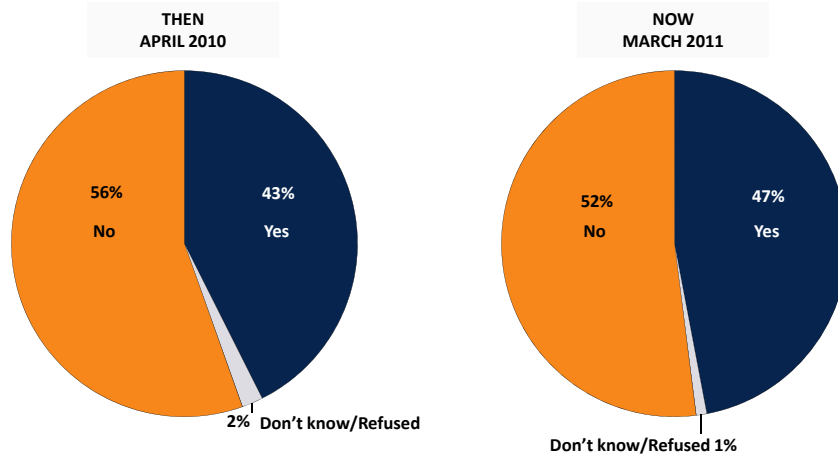
Kaiser Health Tracking Poll: March 2011

March 2011

SLIDE 1

Half Still Say They Don't Understand Law's Personal Impact

Do you feel you have enough information about the health reform law to understand how it will impact you personally, or not?



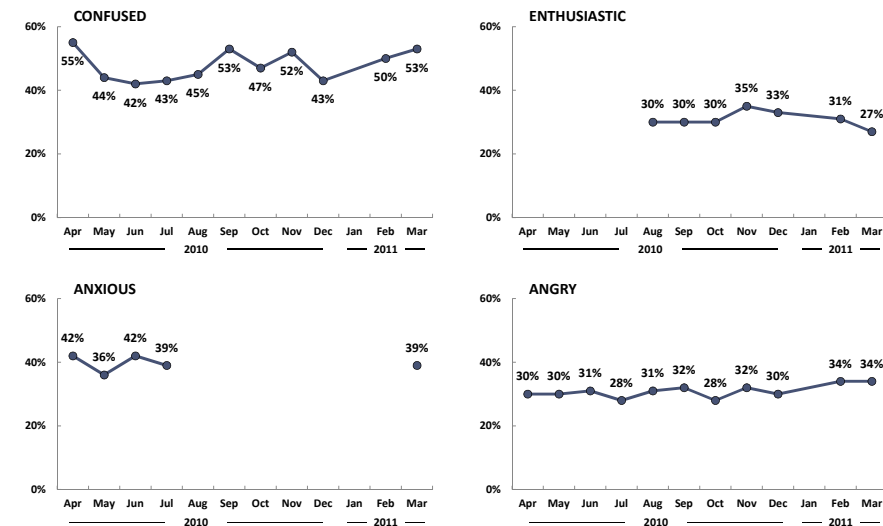
Source: Kaiser Family Foundation Health Tracking Polls



SLIDE 2

Feelings About Health Reform Fairly Stable

Percent who say that each of the following describes their feelings about the health reform law:



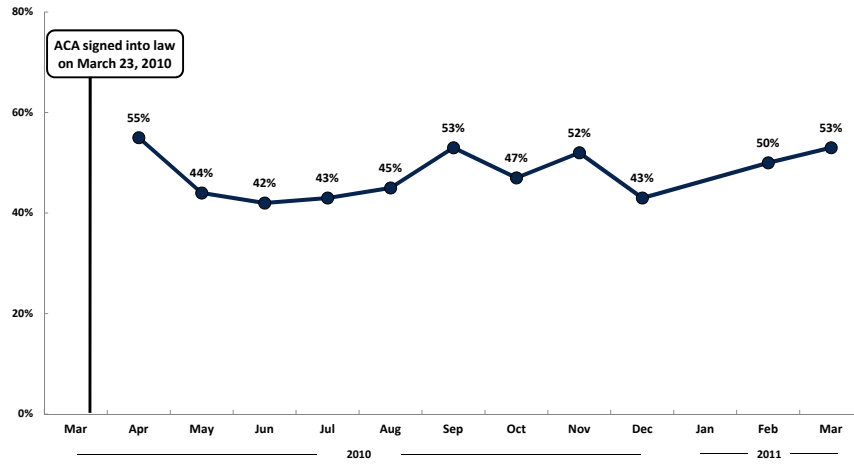
Source: Kaiser Family Foundation Health Tracking Polls



SLIDE 3

Confusion Remains High

Percent who say that "confused" describes their feelings about the health reform law:



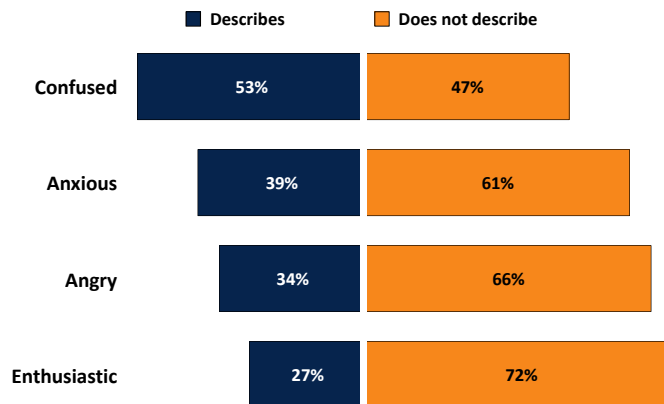
Source: Kaiser Family Foundation Health Tracking Polls



SLIDE 4

Confusion Most Commonly Expressed Emotion

Please tell me if each of the following does or does not describe your own feelings about the health reform law.



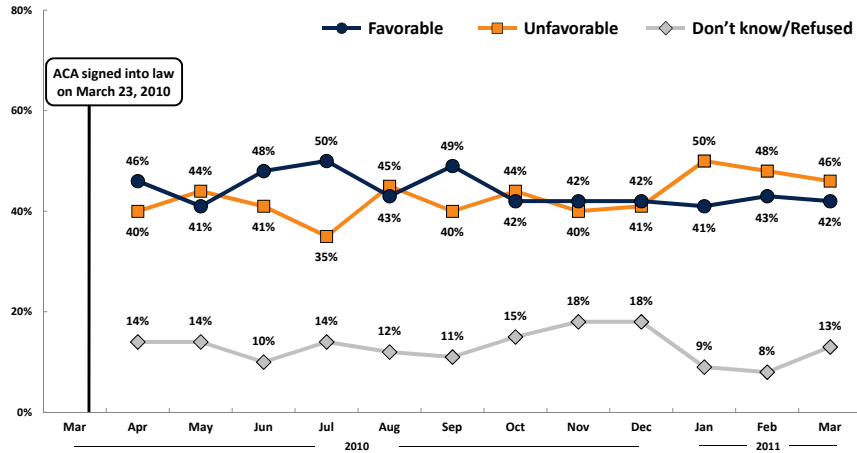
Note: Don't know/Refused answers not shown.
Source: Kaiser Family Foundation Health Tracking Poll (conducted March 8-13, 2011)



SLIDE 5

At One Year Anniversary, Views on Health Reform Remain Divided

As you may know, a health reform bill was signed into law early last year. Given what you know about the health reform law, do you have a generally favorable or generally unfavorable opinion of it?



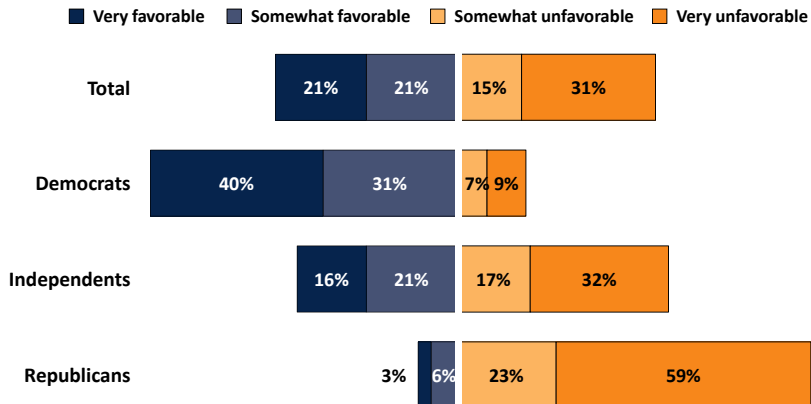
Source: Kaiser Family Foundation Health Tracking Polls



SLIDE 6

Views on Health Reform Law Differ Sharply by Party Self-Identification

As you may know, a health reform bill was signed into law early last year. Given what you know about the health reform law, do you have a generally favorable or generally unfavorable opinion of it?

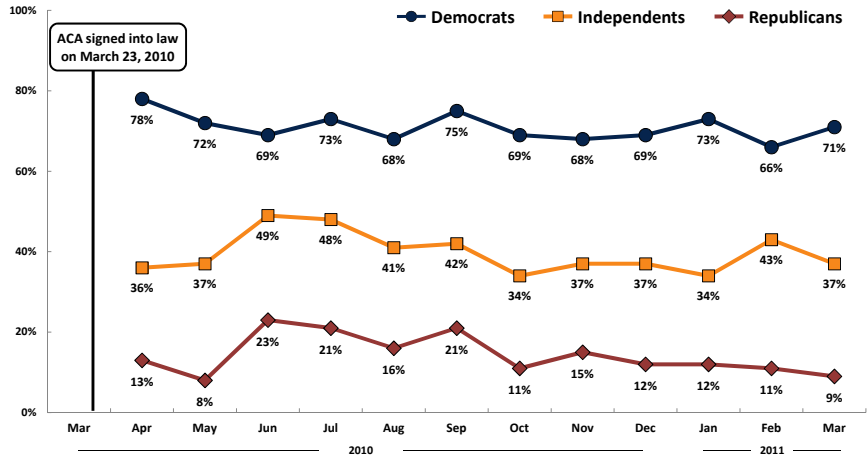


Note: Don't know/Refused answers not shown.
Source: Kaiser Family Foundation Health Tracking Poll (conducted March 8-13, 2011)



Wide Partisan Divide Lasts Throughout Year

Percent who say they have a favorable opinion of the health reform law:

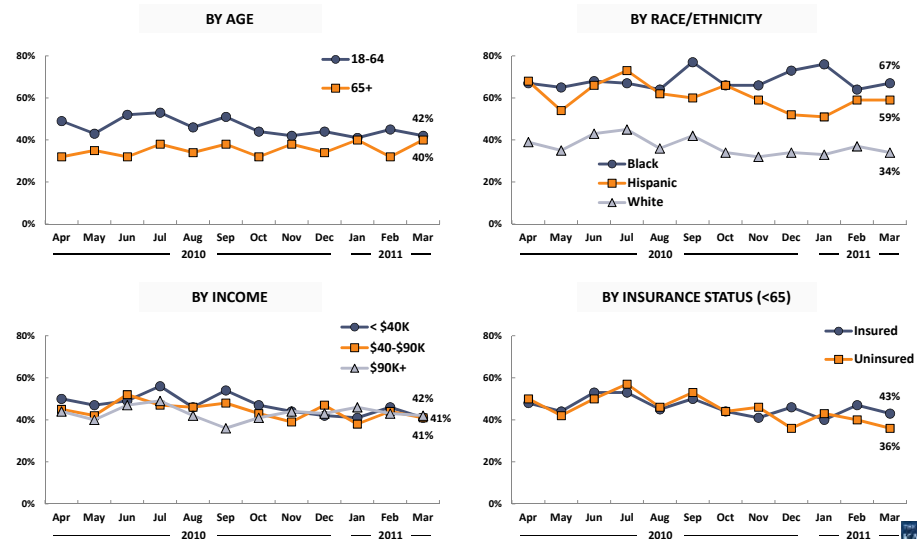


Source: Kaiser Family Foundation Health Tracking Polls



Support for the ACA Among Key Subgroups

Percent who say they have a favorable opinion of the health reform law:

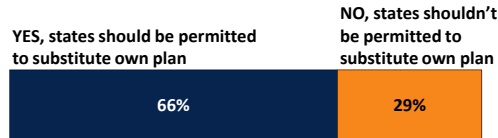


Source: Kaiser Family Foundation Health Tracking Polls



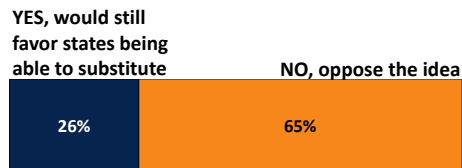
Most Support State Substitution, With a Caveat

If a state shows that they can create a health reform plan that covers as many people as the national health reform law, and provides them health insurance that is just as comprehensive and affordable, do you think that state should or should not be permitted to substitute their own plan for the federal one?



ASKED OF THOSE WHO SAY STATES SHOULD BE PERMITTED TO SUBSTITUTE OWN PLAN:

Would you still favor the idea if some states decided to save money by providing more limited insurance to fewer people than the national health reform law, or would you then oppose the idea?



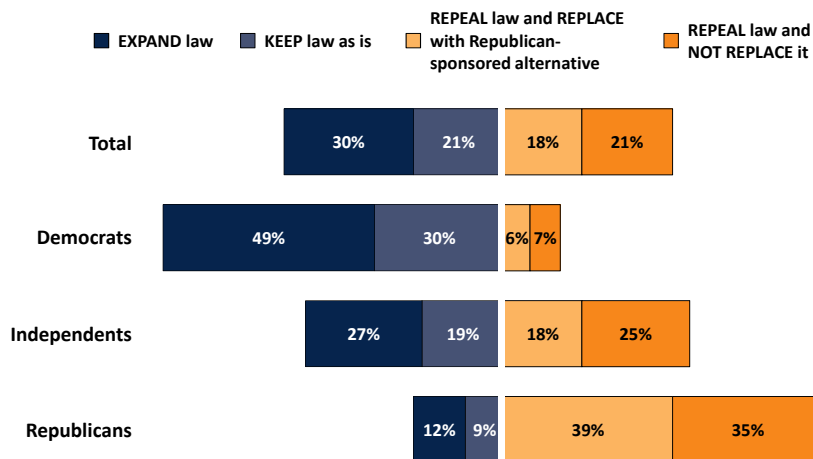
Note: Follow up question asked of those who initially said states should be permitted to substitute their own health care plan. Responses on bottom graph are based on total, where "no, oppose the idea" includes those who initially opposed and those who opposed after hearing the follow up. Don't know/Refused answers not shown.

Source: Kaiser Family Foundation Health Tracking Poll (conducted March 8-13, 2011)



Still Divided as to 'What Next' for Health Reform

What would you like to see Congress do when it comes to the health care law?



Note: Don't know/Refused answers not shown.

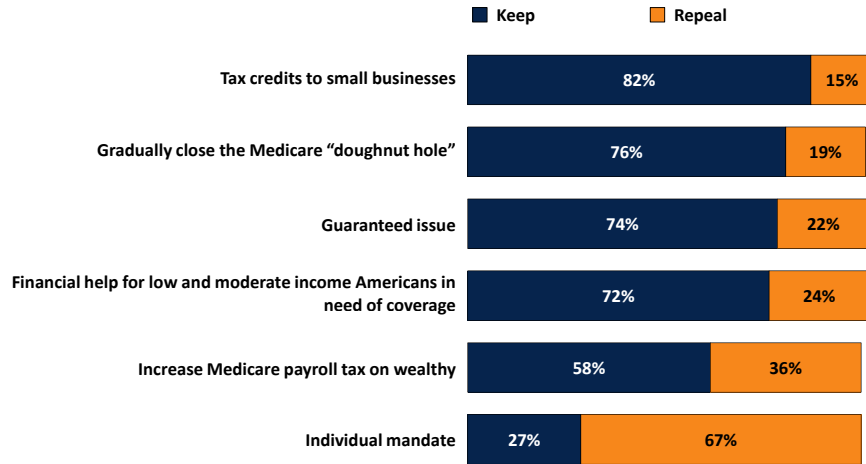
Source: Kaiser Family Foundation Health Tracking Poll (conducted March 8-13, 2011)



SLIDE 11

Majority Want to Keep Major Elements of Law, Except for Individual Mandate

I'm going to read you several elements of the health reform law. For each, please tell me if you think lawmakers should keep it or repeal it.



Note: Question responses abbreviated. See Topline: <http://www.kff.org/kaiserpolls/8166.cfm> for complete wording. Keep it but make changes (vol.) and Don't know/Refused answers not shown. Source: Kaiser Family Foundation Health Tracking Poll (conducted March 8-13, 2011)



SLIDE 12

Even Among Those Who Back Repeal, Many Support Elements of Law

I'm going to read you several elements of the health reform law. For each, please tell me if you think lawmakers should keep it or repeal it.

	Among those who want to REPEAL health reform law		Among those who want to KEEP health reform law		Democrats		Independents		Republicans	
	Keep	Repeal	Keep	Repeal	Keep	Repeal	Keep	Repeal	Keep	Repeal
Tax credits to small businesses	68%	28%	92%	6%	90%	7%	81%	16%	72%	26%
Guaranteed Issue	60	36	85	13	85	13	74	22	62	34
Gradually close the Medicare "doughnut hole"	59	35	88	9	86	12	75	19	64	29
Financial help for low and moderate income Americans in need of coverage	48	45	89	10	89	10	71	25	47	46
Increase Medicare payroll tax on wealthy	34	60	78	18	76	19	55	39	36	58
Individual mandate	9	89	43	50	44	48	25	70	12	86

Note: Question responses abbreviated. See Topline: <http://www.kff.org/kaiserpolls/8166.cfm> for complete wording. Keep it but make changes (vol.) and Don't know/Refused answers not shown. Source: Kaiser Family Foundation Health Tracking Poll (conducted March 8-13, 2011)



Views on Individual Mandate Show Some Malleability

Please tell me if you think lawmakers should keep or repeal the element of the health reform law that will require nearly all Americans to have health insurance or else pay a fine.



ASKED OF THOSE WHO THINK LAWMAKERS SHOULD REPEAL INDIVIDUAL MANDATE:
What if you heard that...

... under the reform law, most Americans would still get coverage through their employers and so would automatically satisfy the requirement without having to buy any new insurance. Would you still say lawmakers should repeal this part of the law?



... without such a requirement, people may wait until they are seriously ill to buy health insurance, which will drive up health insurance costs for everyone? Would you still say lawmakers should repeal this part of the law?



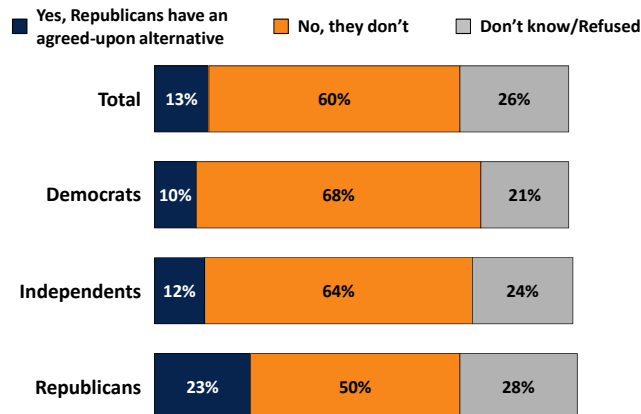
Note: Follow up question asked of those who initially said lawmakers should repeal the individual mandate element of the health reform law. Responses on bottom graph are based on total, where "keep" includes those who initially said keep and those who said keep after hearing the follow up. Don't know/Refused answers not shown.

Source: Kaiser Family Foundation Health Tracking Poll (conducted March 8-13, 2011)



Most Aware of Lack of Agreed Upon Alternative to ACA

As far as you know, do the Republicans in Congress have an agreed-upon alternative to the health care reform law that was passed last year, or not?



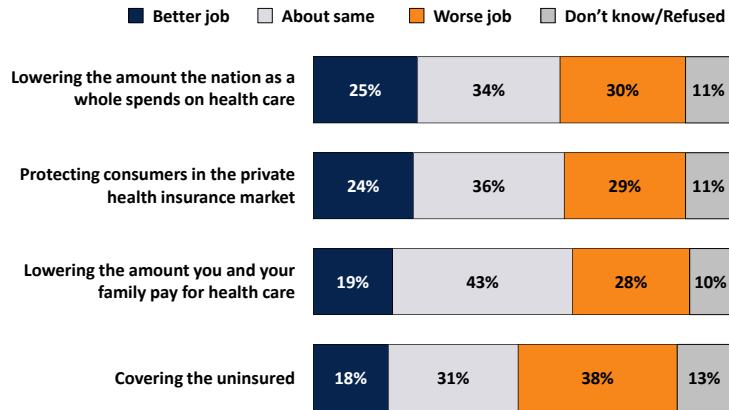
Source: Kaiser Family Foundation Health Tracking Poll (conducted March 8-13, 2011)



SLIDE 15

No Agreement on Whether GOP Reform Proposals Would Be Preferable

Compared to the current health reform law, do you think health reform proposals being made by Republicans in Congress would do a better or worse job at each of the following or would it be about the same?



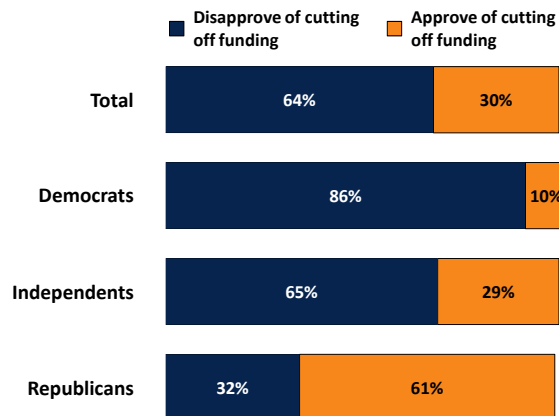
Source: Kaiser Family Foundation Health Tracking Poll (conducted March 8-13, 2011)



SLIDE 16

Majority Disapproves of Cutting off ACA Funding

Whether or not you like the health reform law, would you say you approve or disapprove of cutting off funding as a way to stop some or all of health reform from being put into place?



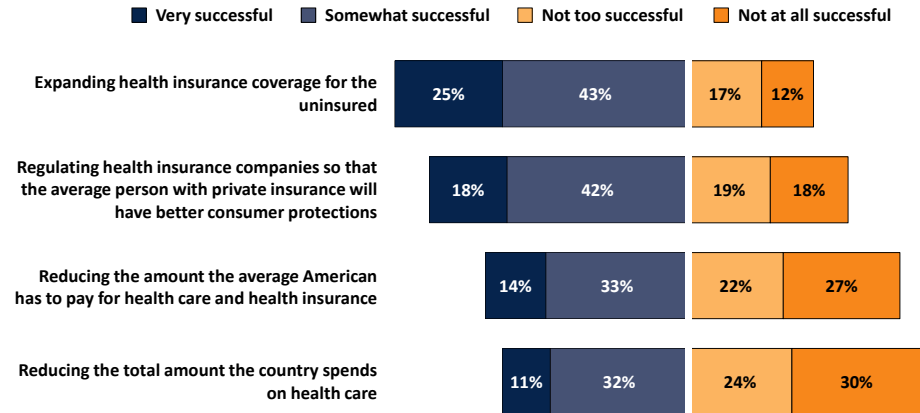
Note: Don't know/Refused answers not shown.

Source: Kaiser Family Foundation Health Tracking Poll (conducted March 8-13, 2011)



Public Expects Success in Expanding Coverage, Less So on Limiting Cost

Please tell me how successful, if at all, you expect the new health reform law to be in accomplishing each of the following goals.

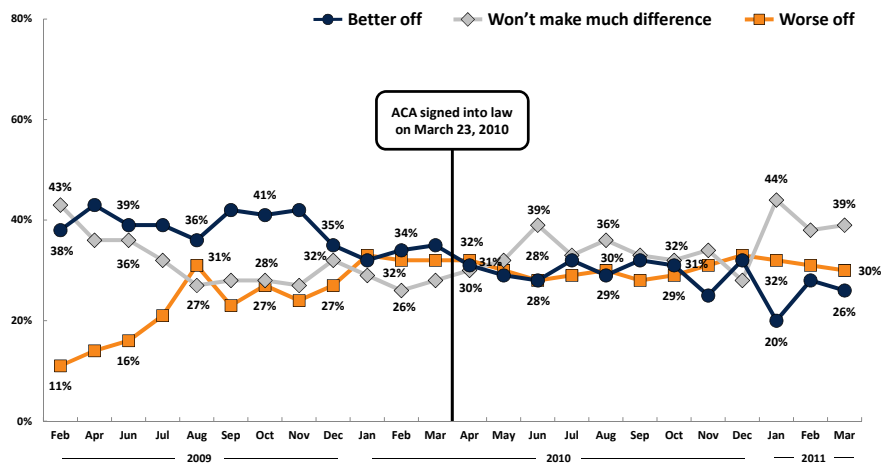


Note: Don't know/Refused answers not shown.
 Source: Kaiser Family Foundation Health Tracking Poll (conducted March 8-13, 2011)



Public Split on Personal Impact of Law

Do you think you and your family will be better off or worse off under the health reform law, or don't you think it will make much difference?

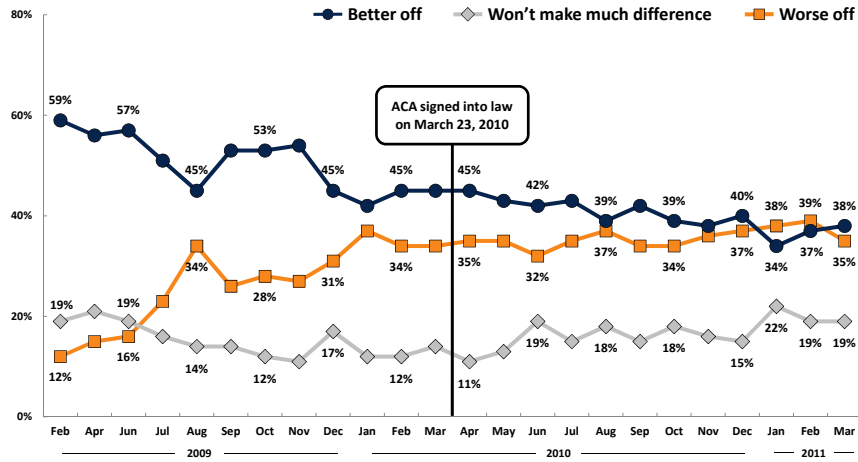


Note: "Depends" (vol.) and Don't know/Refused answers not shown.
 Source: Kaiser Family Foundation Health Tracking Polls



No Agreement as to Whether Country Will Benefit

Do you think the country as a whole will be better off or worse off under the health reform law, or don't you think it will make much difference?

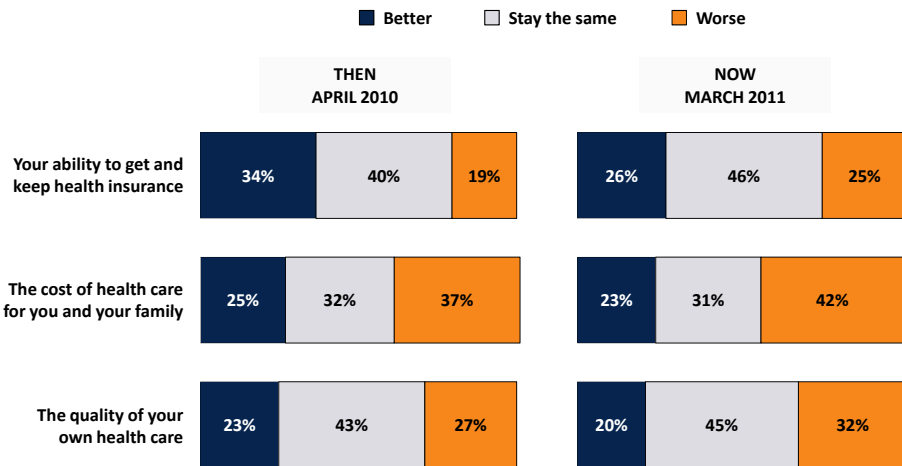


Note: "Depends" (vol.) and Don't know/Refused answers not shown.
Source: Kaiser Family Foundation Health Tracking Polls



Little Change in How Americans Expect Law to Affect Their Health Care

Under the health reform law, do you think each of the following will get better, worse or will it stay about the same?



Note: Don't know/Refused answers not shown.
Source: Kaiser Family Foundation Health Tracking Polls

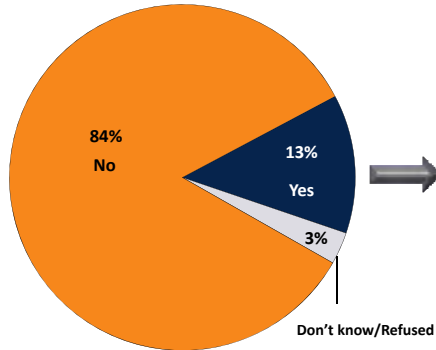


SLIDE 21

Better Access to Care Most Commonly Cited Benefit of Law

So far, would you say you and your family have personally benefited from the health reform law, or not?

Among the 13% who say they have benefited from the health reform law: In what ways would you say you have benefited from the health reform law?



Benefit	Percent who mentioned
Access to health care	39%
Lower health care costs	24
Extension of dependent coverage	14
Help for seniors/close Medicare doughnut hole	6
Help dealing with pre-existing conditions	5
My insurance is good/no changes	4
Other insurance reforms	4
Health reform will help in general	3

Note: Only responses of 3% or more shown. 'Other' and Don't know/Refused answers not shown.
Source: Kaiser Family Foundation Health Tracking Poll (conducted March 8-13, 2011)

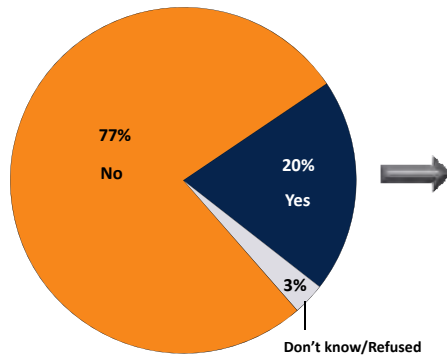


SLIDE 22

Cost Most Frequently Cited Negative Effect of Law

So far, would you say you and your family have been negatively affected by the health reform law, or not?

Among the 20% who say they have been negatively affected by the health reform law: In what ways would you say you have been negatively affected by the health reform law?



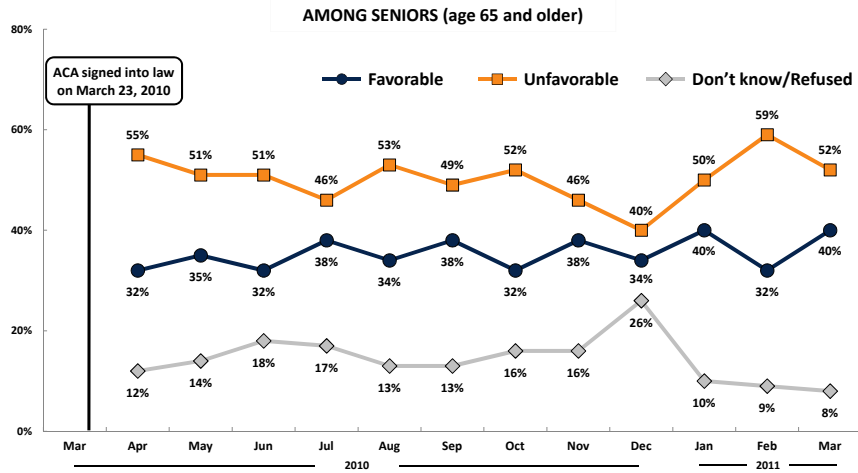
Negative Effect	Percent who mentioned
Cost	58%
Cuts to benefits/fewer options	14
Unable to get/dropped by insurance	5
Harm to Medicare/seniors	5
Bad for business/jobs	5
Haven't seen any changes	4
Don't want to pay for freeloaders	3
Declining quality of care	3
Bad for providers/Providers have quit	3

Note: Only responses of 3% or more shown. 'Other' and Don't know/Refused answers not shown.
Source: Kaiser Family Foundation Health Tracking Poll (conducted March 8-13, 2011)



Seniors' Views Moderate Somewhat in March

As you may know, a health reform bill was signed into law early last year. Given what you know about the health reform law, do you have a generally favorable or generally unfavorable opinion of it?

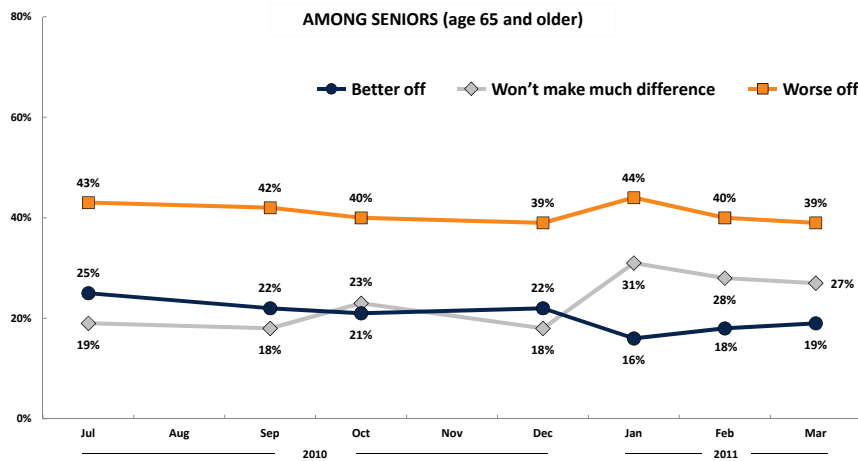


Source: Kaiser Family Foundation Health Tracking Polls



Plurality of Seniors Continue To See ACA as Challenge for Medicare

Do you think the Medicare program will be better off or worse off under the health reform law, or don't you think it will make much difference?

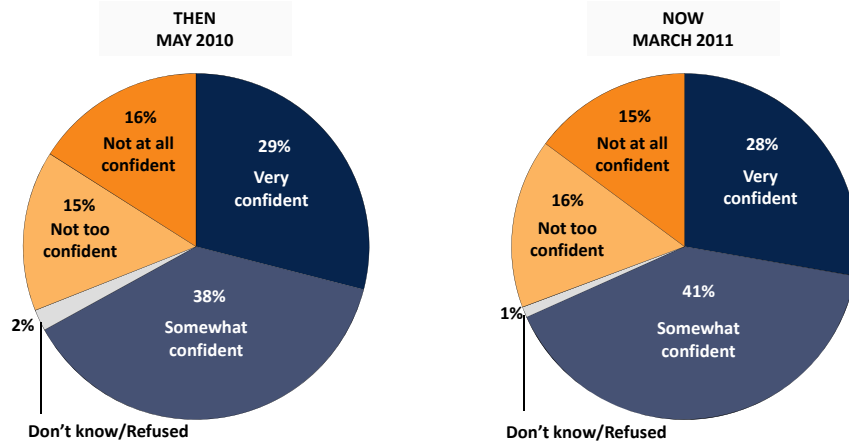


Note: Don't know/Refused answers not shown.
Source: Kaiser Family Foundation Health Tracking Polls



Three in Ten Not Confident They Can Pay for Needed Care

Generally, how confident are you that you have enough money or health insurance to pay for the usual medical costs that you and your family require? Would you say you are very confident, somewhat confident, not too confident, or not at all confident?



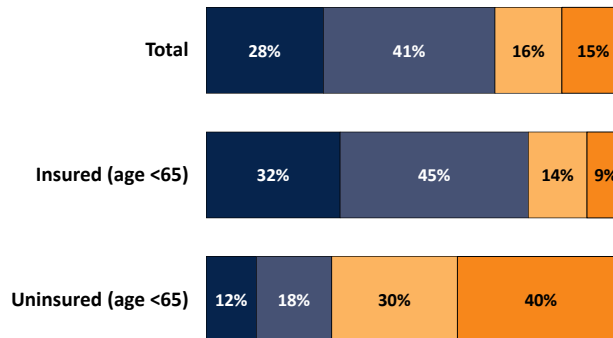
Source: Kaiser Family Foundation Health Tracking Polls



Most Uninsured are Unsure They Can Pay for Needed Care

Generally how confident are you that you have enough money or health insurance to pay for the usual medical costs that you and your family require? Would you say you are very confident, somewhat confident, not too confident, or not at all confident?

■ Very confident ■ Somewhat confident ■ Not too confident ■ Not at all confident

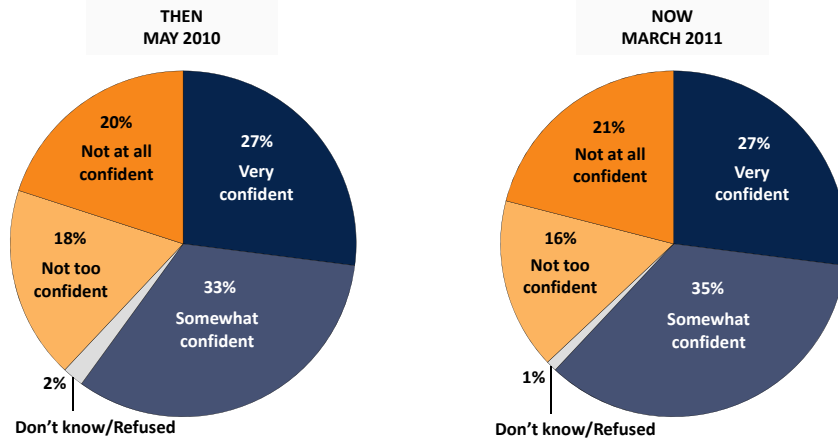


Note: Don't know/Refused answers not shown.
Source: Kaiser Family Foundation Health Tracking Poll (conducted March 8-13, 2011)



Nearly Four in Ten Not Confident Could Pay for Major Illness

How confident are you that you would have enough money or health insurance to pay for a major illness, such as a heart attack, cancer, or a serious injury that required hospitalization? Would you say you are very confident, somewhat confident, not too confident, or not at all confident?



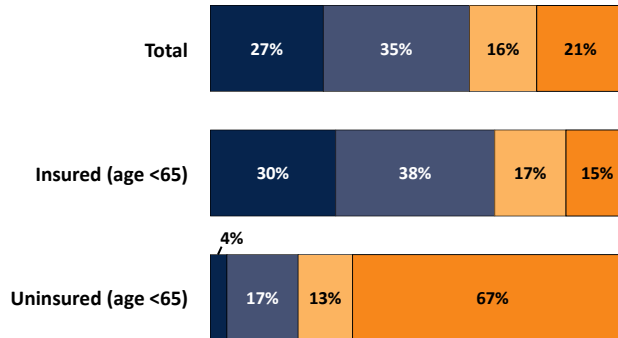
Source: Kaiser Family Foundation Health Tracking Polls



Nearly All Uninsured Not Financially Ready for Major Illness

How confident are you that you would have enough money or health insurance to pay for a major illness, such as a heart attack, cancer, or a serious injury that required hospitalization? Would you say you are very confident, somewhat confident, not too confident, or not at all confident?

■ Very confident ■ Somewhat confident ■ Not too confident ■ Not at all confident



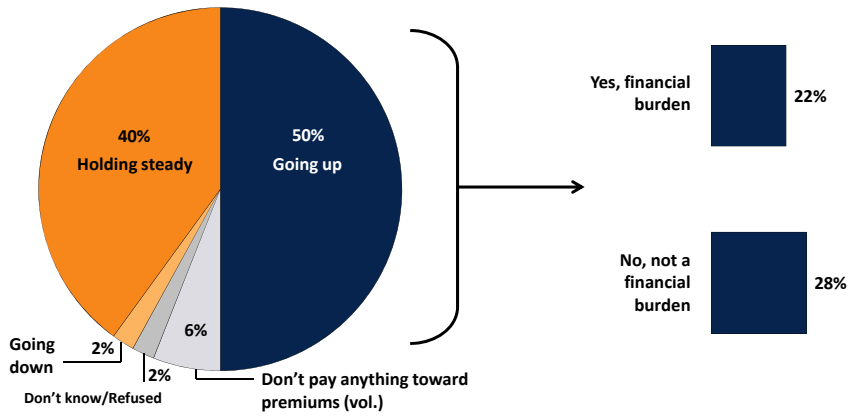
Note: Don't know/Refused answers not shown.
Source: Kaiser Family Foundation Health Tracking Poll (conducted March 8-13, 2011)



Half of Insured Say Premiums are Going Up

Thinking about your health insurance premiums—that is, the amount you pay each month for your health insurance coverage. Does it seem to you that your health insurance premiums have been going up lately, going down, or holding steady?

Has this increase been a financial burden for you, or not?



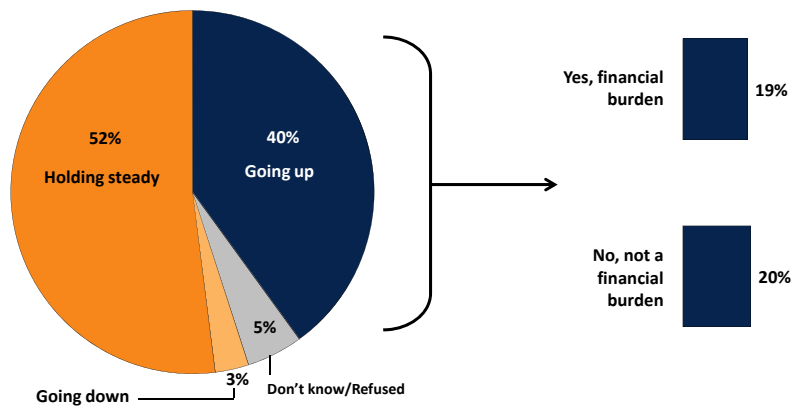
Note: Based on those with health insurance coverage.
 Source: Kaiser Family Foundation Health Tracking Poll (conducted March 8-13, 2011)



Four in Ten Insured Say Deductibles and Co-Pays Going Up

Thinking about your deductible and co-pay—that is, the amount you have to pay for medical services above and beyond what insurance covers. Does it seem to you that your deductible and co-pay expenses have been going up lately, going down, or holding steady?

Has this increase been a financial burden for you, or not?

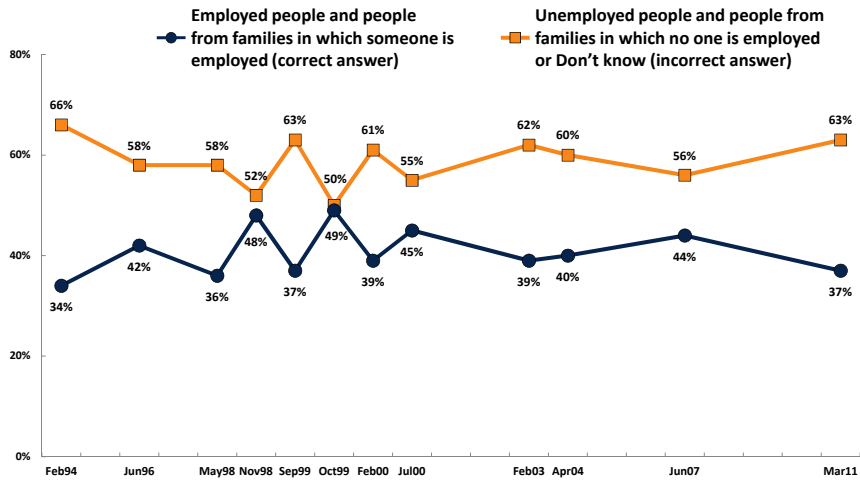


Note: Based on those with health insurance coverage.
 Source: Kaiser Family Foundation Health Tracking Poll (conducted March 8-13, 2011)



Most Wrongly Believe Uninsured Population Dominated by Unemployed

I'd like to ask you to think about uninsured Americans – that is, people with no health insurance at all. Would you say that more of them are...



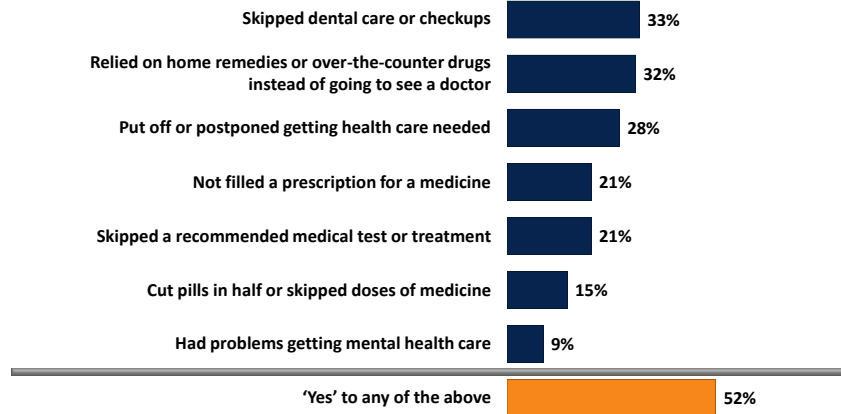
Note: July 2000 based on registered voters.

Source: Kaiser Family Foundation surveys; September 1999 survey by Families USA/Health Insurance Association of America.



Half Put Off Care Due to Cost

Percent who say they or another family member living in their household, have done each of the following in the past 12 months because of the cost:



Source: Kaiser Family Foundation Health Tracking Poll (conducted March 8-13, 2011)



SLIDE 33

Uninsured and Low-Income More Likely to Skip Needed Care

Percent who report...	All	Lower income Americans	Uninsured (under age 65)
Problems paying medical bills	23%	36%	48%
Skipped dental care or checkup	33	50	58
Putting off needed care because of cost	28	43	64
Not filled a prescription for a medicine	21	32	50

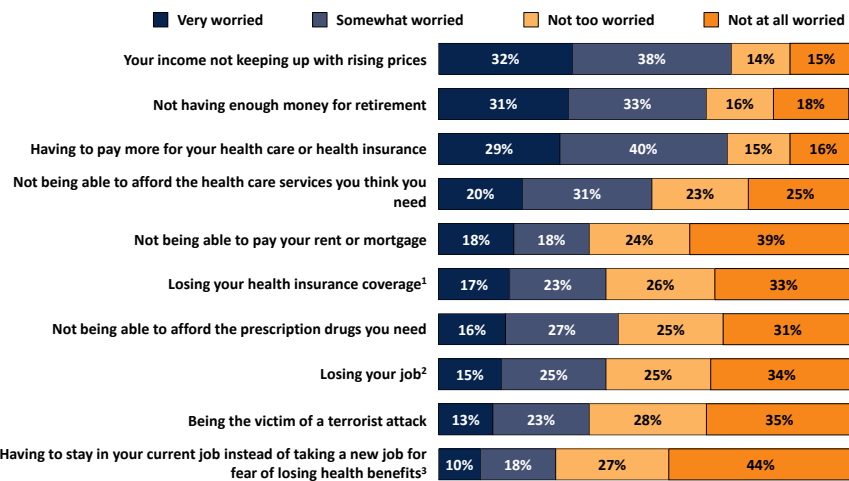
Source: Kaiser Family Foundation Health Tracking Poll (conducted March 8-13, 2011)



SLIDE 34

Rising Cost of Care in Top Three Personal Worries

I'm going to read you a list of things that some people worry about and others do not. I'd like you to tell me how worried you are about each of the following things.



Note: ¹Based on those with health insurance coverage. ²Based on employed. ³Based on those who are employed with health insurance. Don't know/Refused answers not shown.

Source: Kaiser Family Foundation Health Tracking Poll (conducted March 8-13, 2011)



Methodology

This *Kaiser Health Tracking Poll* was designed and analyzed by public opinion researchers at the Kaiser Family Foundation led by Mollyann Brodie, Ph.D., including Claudia Deane, Sarah Cho, and Theresa Boston. The survey was conducted March 8 through March 13, 2011, among a nationally representative random sample of 1,202 adults ages 18 and older. Telephone interviews conducted by landline (801) and cell phone (401, including 171 who had no landline telephone) were carried out in English and Spanish by Princeton Survey Research Associates.

The margin of sampling error is plus or minus 3 percentage points. For results based on other subgroups, the margin of sampling error may be higher. Note that sampling error is only one of many potential sources of error in this or any other public opinion poll.

“VOL” indicates that a response was volunteered by respondent, not an explicitly offered choice.

Due to rounding, percentages may not add to 100.





The Henry J. Kaiser Family Foundation

Headquarters
2400 Sand Hill Road
Menlo Park, CA 94025
Phone: (650) 854-9400 Fax: (650) 854-4800

Washington Offices and
Barbara Jordan Conference Center
1330 G Street, NW
Washington, DC 20005
Phone: (202) 347-5270 Fax: (202) 347-5274

www.kff.org

This publication (#8166-C) is available on the
Kaiser Family Foundation website at www.kff.org.

The Kaiser Family Foundation is a non-profit private operating foundation, based in Menlo Park, California, dedicated to producing and communicating the best possible analysis and information on health issues.